



LPPS


Did you know that **Edpuzzle** and **Google Classroom** are a perfect match?

- Sync **Google Classroom** with Edpuzzle to **create student accounts**
- Post video-lessons from Edpuzzle straight to Google Classroom
- Students just click an Edpuzzle assignment and “**Sign in with Google**”
- Scores **automatically sync** with your Google Classroom gradebook!

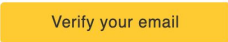
To get started you'll need to **connect your Google account** with your @lpsb.org email.

Don't have a teacher account on Edpuzzle yet?

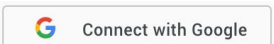
Visit **edpuzzle.com** and click  and I'm a teacher

Choose  and enter your name, your @lpsb.org email, and a password.

Select your school, choose your subject, then check your **email inbox** for a **verification email** and open it.

Click  – Next, visit your **Edpuzzle Profile** (click the icon in the top-right corner, and select your name)

Scroll down on this page to **Connected Accounts**

Choose  to connect your @livingstonschools.net Google account.

Already signed up with your @lpsb.org email?

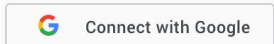
Terrific! Let's connect your accounts. First...

Visit **edpuzzle.com** and click  and I'm a teacher

Enter your @lpsb.org email and password, and click **Log in with Edpuzzle**.

Visit your **Edpuzzle Profile** to connect your Google account (click the icon in the top-right corner and select your name)

Scroll down on this page to **Connected Accounts**

Choose  to connect your @livingstonschools.net Google account.

Now you can **import your Google Classrooms** into Edpuzzle, and login with email & password or Google Sign-in!

Troubleshooting: Are you receiving the message below when trying to Connect your Google Account?

 Another user is connected with this Google account

That means you already signed up with your @livingstonschools.net Google account, and you'll need to **delete it** in order to connect...


Step 1: Log out of the account you are signed into currently (click the icon in the top-right corner and choose **Log out**)

Step 2: On **edpuzzle.com** click  and I'm a teacher then click  and choose @livingstonschools.net

*There should be a message reminding you to **Verify your account** at the top of your screen.*

*If there is no verification reminder, please do **not** proceed to Step 3 unless you have no Classes or Content saved on this Edpuzzle account!
For further guidance, contact support@edpuzzle.com and let them know the @lpsb.org and @livingstonschools.net accounts you are trying to connect.*

Step 3: Visit your Edpuzzle Profile (click the icon in the top right corner and select your name)

Step 4: Scroll to the bottom of the page until you see  – Carefully read the message, and confirm your choice.

Now you can use your email and password to sign back into Edpuzzle, and Connect your @livingstonschools.net Google account!

When in doubt, reach out!

• support@edpuzzle.com